

**The Egyptian Cabinet Information and Decision Support Center
(IDSC),**

The Role of Think Tanks in Developing Countries: Challenges and Solutions

Cairo, Egypt

January 17-18, 2009

**Values in the
Mediterranean Region**

Juan DÍEZ-NICOLÁS

Complutense University & - ASEP, Madrid, Spain

PRELIMINARY CONSIDERATIONS

- Social Research is a necessary condition, though not a sufficient condition, for the work of Think Tanks
- Social Research is needed for social, economic and political planning
- Social Research is needed in order to know the expectations, wishes, needs, opinions of citizens, as well as to confront them with policies and achievements
- Social Research has been widely used for Public Administration Reforms

THE MEDITERRANEAN



- Both cooperation and conflict have existed through the centuries among the countries in the Mediterranean, producing differences but also similarities among them
- There is great variation in economic development, political institutions, social structures and cultural values among the countries of the Mediterranean
- But differences in value systems do not permit to construct artificial “civilizations” that supposedly must “clash”
- On the contrary, there are great similarities in value systems in spite of social, economic and political differences, and differences “within regions and within countries” are often greater than differences “between regions and between countries”

METHODOLOGY

ANALYSIS BASED ON:

- **28 Countries close to the Mediterranean**
- **5 Waves through more than 25 years**
- **70 Surveys conducted by EVS and WVS**
- **Classified in 6 Territorial-Cultural Regions**
- **99.893 personal interviews face to face**

SURVEYS ANALYZED, BY REGION AND WAVE



| REGIONS | WAVE | | | | |
|-------------------------|-----------------------------------|---|--|--|--|
| | 1981-1984 | 1989-1993 | 1994-1999 | 1999-2004 | 2005-2007 |
| West European | France Italy Malta Spain | France Italy Malta Portugal Spain I Spain II | Spain | France Greece Italy Malta Portugal Spain I Spain II | France Italy Spain |
| East European Orthodox | | Bulgaria Romania | Bulgaria Georgia Moldova Romania Macedonia Serbia + Mont. | Bulgaria Moldova Romania Macedonia Serbia + Mont. | Bulgaria Cyprus Moldova Romania Serbia |
| East European Christian | | Slovenia | Armenia Croatia Slovenia | Croatia Slovenia | Slovenia |
| East European Islamic | | | Albania Azerbaijan Bosnia + Herze. | Albania Bosnia + Herze. | |
| Magreb | | | | Algeria Morocco I Morocco II | Morocco |
| Middle East | | Turkey | Turkey | Iran Iraq Jordan Saudi Arabia Turkey I Turkey II Egypt | Iran Iraq Jordan Turkey Egypt |
| Israel | | | | Israel | |

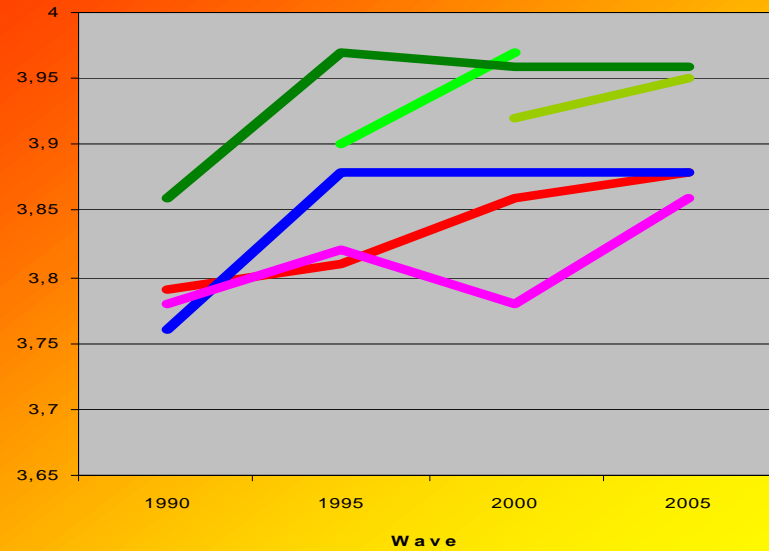
Number of R's by Cultural Region and Wave



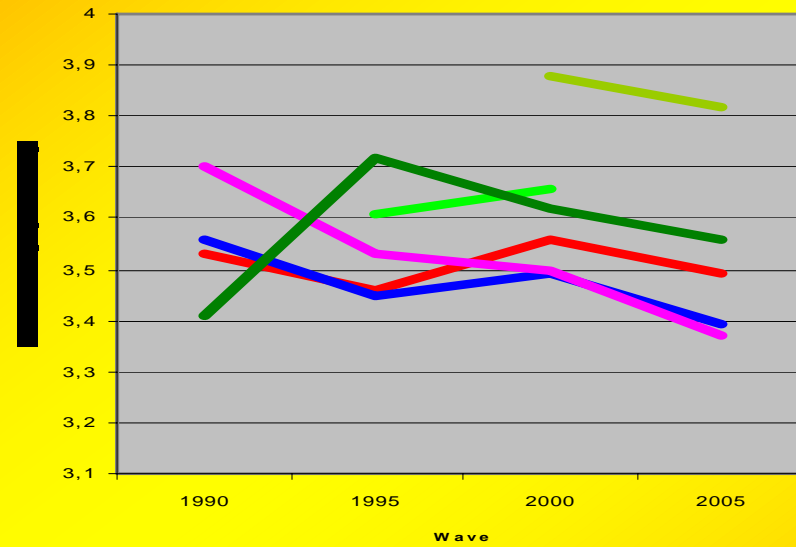
| REGIONS | WAVE | | | | | |
|-------------------------|--------------|---------------|---------------|---------------|---------------|---------------|
| | 1981-1984 | 1989-1993 | 1994-1999 | 1999-2004 | 2005-2007 | Total |
| West European | 5,318 | 8,745 | 1,211 | 9,168 | 3,213 | 27,655 |
| East European Orthodox | 0 | 2,137 | 7,818 | 6,469 | 6,093 | 22,517 |
| East European Christian | 0 | 1,035 | 4,203 | 2,009 | 1,037 | 8,284 |
| East European Islamic | 0 | 0 | 4,201 | 2,200 | 0 | 6,401 |
| Magreb | 0 | 0 | 0 | 3,546 | 1,200 | 4,746 |
| Middle East | 0 | 1,030 | 1,907 | 15,189 | 10,965 | 29,091 |
| Israel | 0 | 0 | 0 | 1,199 | 0 | 1,199 |
| Total | 5,318 | 12,947 | 19,340 | 39,780 | 22,508 | 99,893 |

IMPORTANCE OF INSTITUTIONS

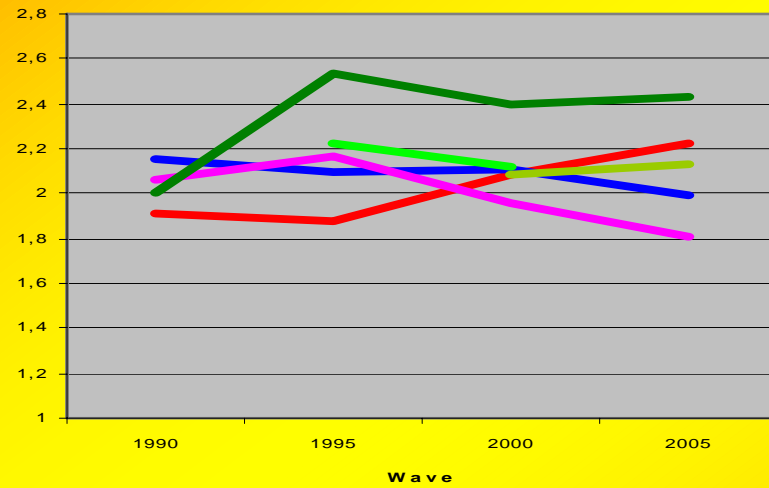
Importance of Family



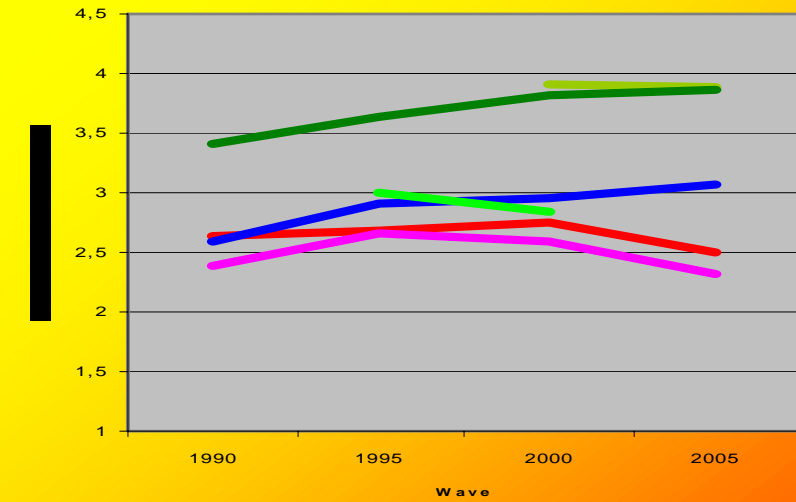
Importance of Work



Importance of Politics



Importance of Religion

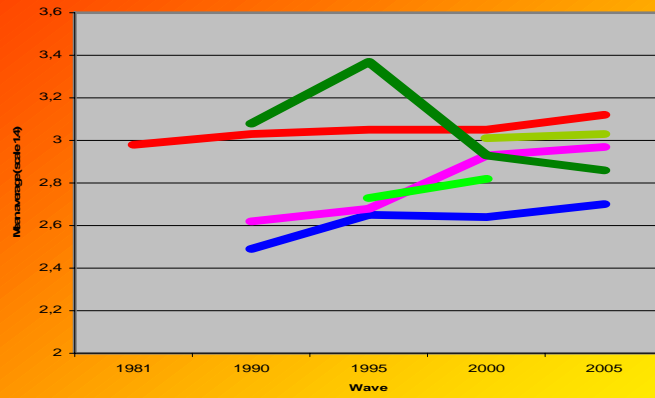


- | | | | | | |
|--|-------------------------|--|------------------------|--|-------------|
| | West European | | East European Orthodox | | Middle East |
| | East European Christian | | East European Islamic | | Magreb |

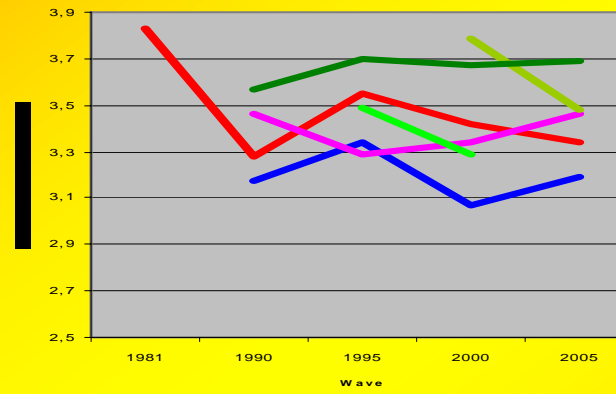
| | 1990 | 1995 | 2000 | 2005 | |
|--------------------------------|------|------|------|------|---|
| West European | | | | | |
| Family | 3,79 | 3,81 | 3,86 | 3,88 | ↑ |
| Work | 3,53 | 3,46 | 3,56 | 3,49 | ↘ |
| Religion | 2,64 | 2,69 | 2,74 | 2,50 | ↘ |
| Politics | 1,91 | 1,88 | 2,09 | 2,22 | ↑ |
| East European Orthodox | | | | | |
| Family | 3,76 | 3,88 | 3,88 | 3,88 | ↕ |
| Work | 3,56 | 3,45 | 3,49 | 3,39 | ↘ |
| Religion | 2,59 | 2,90 | 2,95 | 3,06 | ↗ |
| Politics | 2,15 | 2,10 | 2,11 | 1,99 | ↘ |
| East European Christian | | | | | |
| Family | 3,78 | 3,82 | 3,78 | 3,86 | ↕ |
| Work | 3,70 | 3,53 | 3,50 | 3,37 | ↘ |
| Religion | 2,38 | 2,67 | 2,59 | 2,32 | ↘ |
| Politics | 2,06 | 2,17 | 1,96 | 1,81 | ↘ |
| East European Islamic | | | | | |
| Family | | 3,90 | 3,97 | | ↑ |
| Work | | 3,61 | 3,66 | | ↑ |
| Religion | | 2,99 | 2,85 | | ↘ |
| Politics | | 2,22 | 2,12 | | ↘ |
| Magreb | | | | | |
| Family | | | 3,92 | 3,95 | ↑ |
| Work | | | 3,88 | 3,82 | ↘ |
| Religion | | | 3,92 | 3,89 | ↘ |
| Politics | | | 2,09 | 2,13 | ↑ |
| Middle East | | | | | |
| Family | 3,86 | 3,97 | 3,96 | 3,96 | ↕ |
| Work | 3,41 | 3,72 | 3,62 | 3,56 | ↘ |
| Religion | 3,40 | 3,64 | 3,82 | 3,86 | ↑ |
| Politics | 2,00 | 2,53 | 2,40 | 2,43 | ↑ |

OTHER VALUES

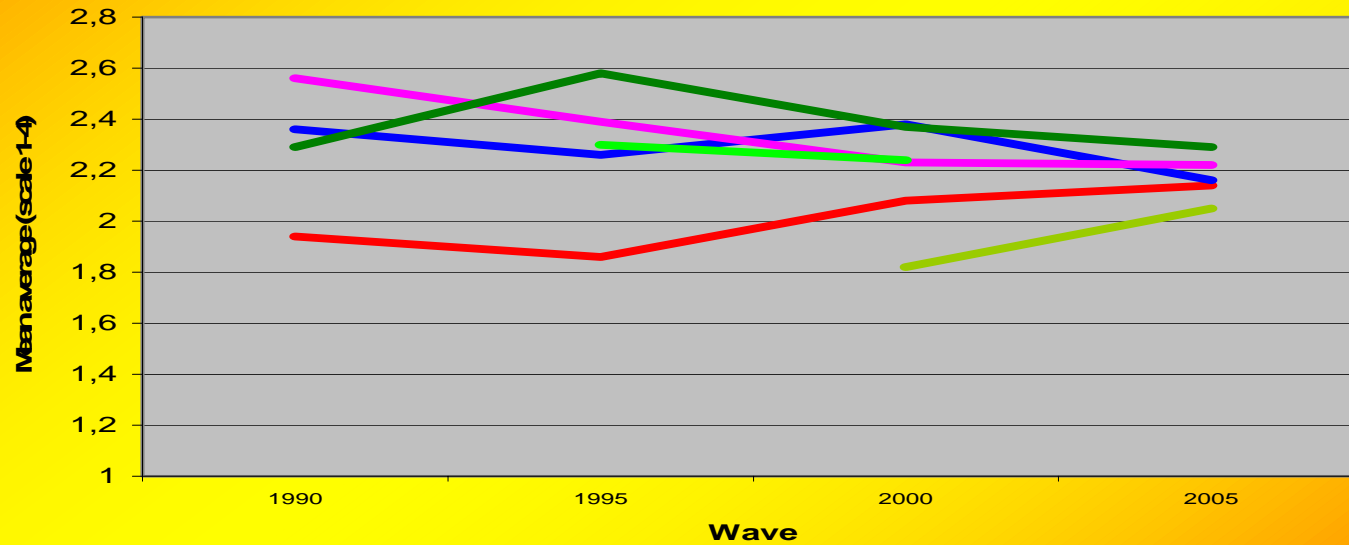
Happiness



National Pride



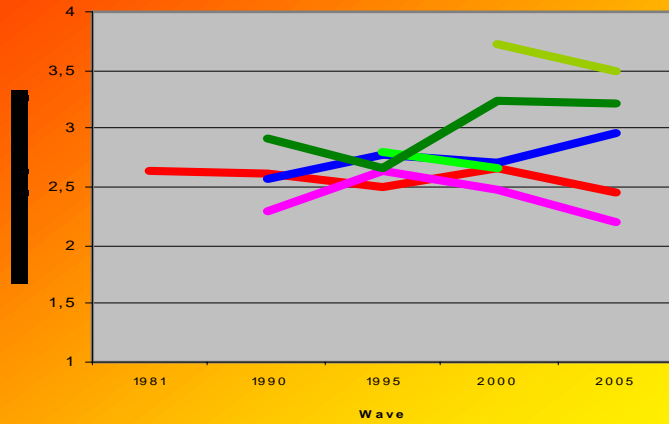
Interest in Politics



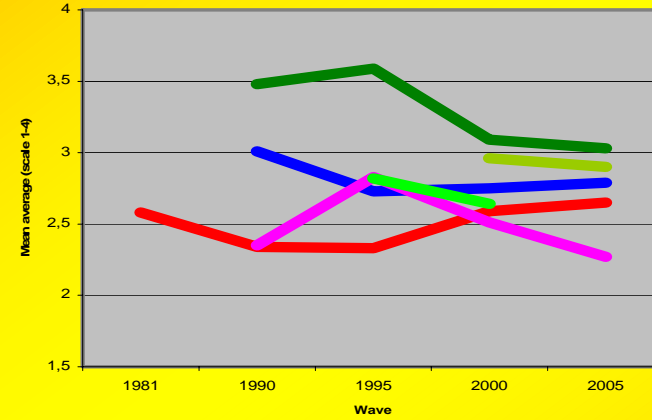
- | | | | | | |
|---|-------------------------|--|------------------------|---|-------------|
|  | West European |  | East European Orthodox |  | Middle East |
|  | East European Christian |  | East European Islamic |  | Magreb |

CONFIDENCE IN INSTITUTIONS

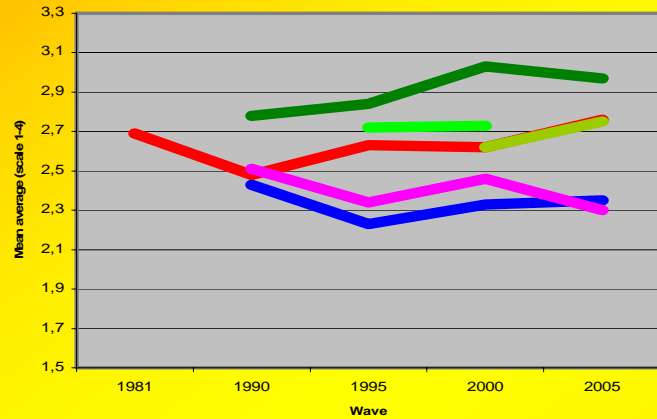
Confidence in Churches or Religious Organizations



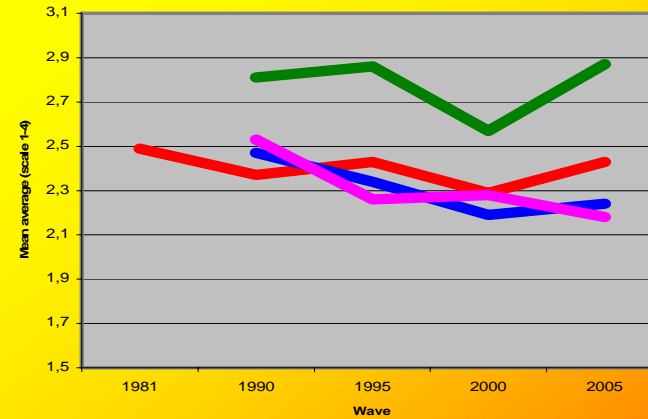
Confidence in Armed Forces



Confidence in the Police



Confidence in the Justice System



West European

East European Orthodox

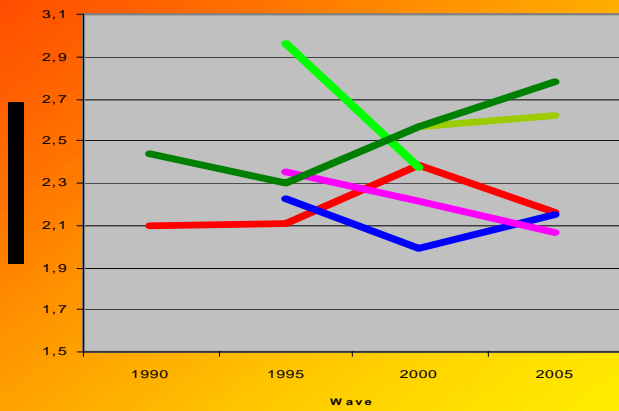
Middle East

East European Christian

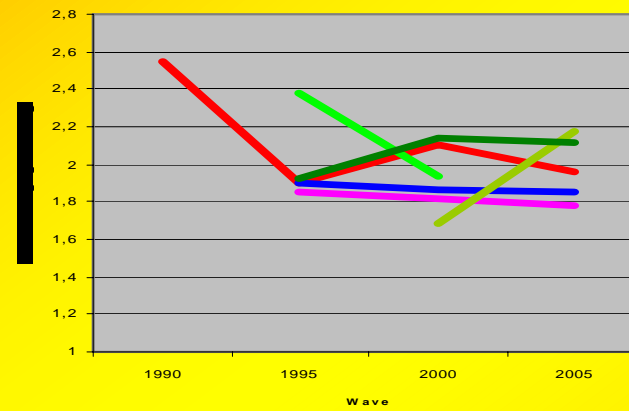
East European Islamic

Magreb

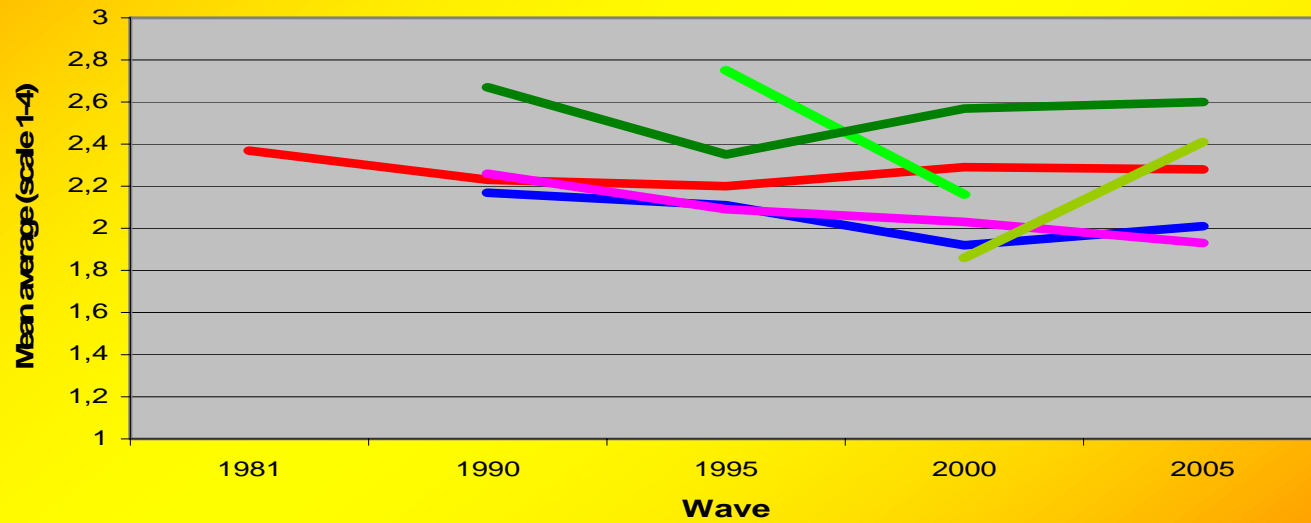
Confidence in Government



Confidence in Political Parties

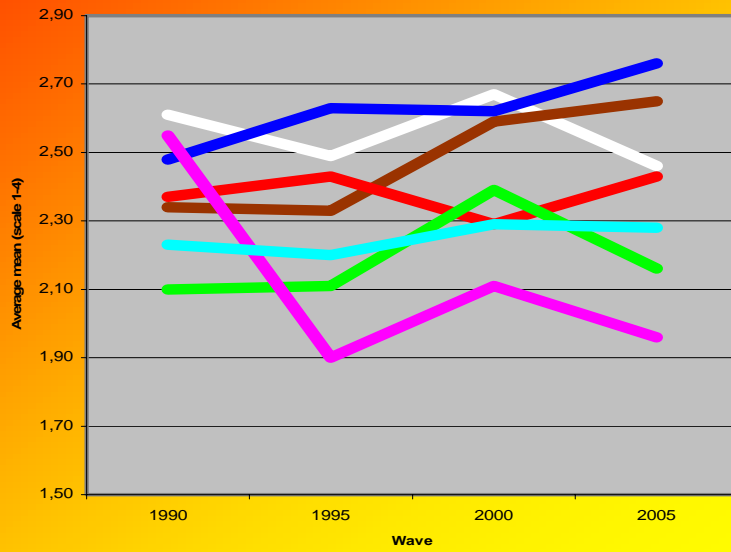


Confidence in Parliament

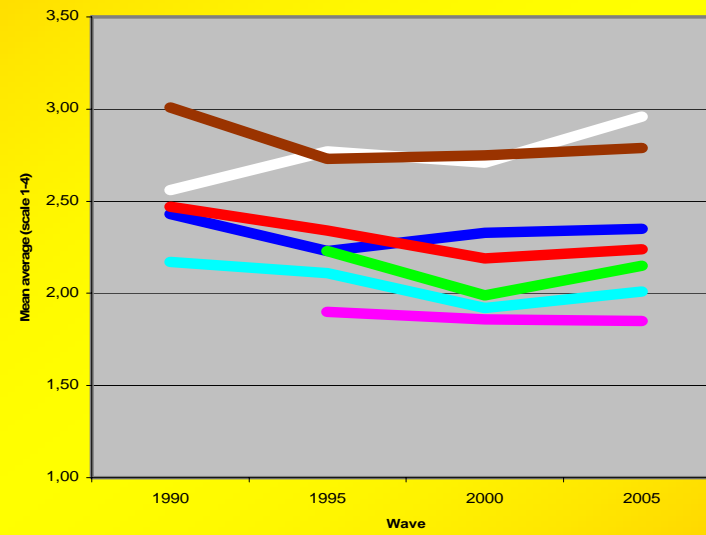


- | | | |
|-------------------------|------------------------|-------------|
| West European | East European Orthodox | Middle East |
| East European Christian | East European Islamic | Magreb |

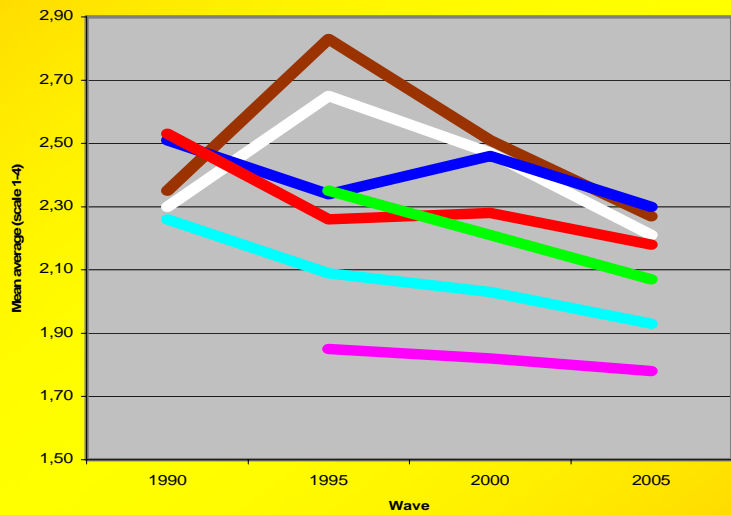
West European



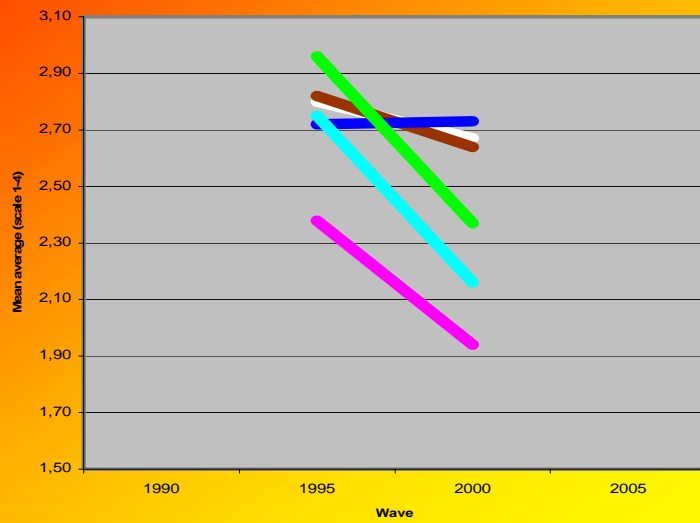
East European Orthodox



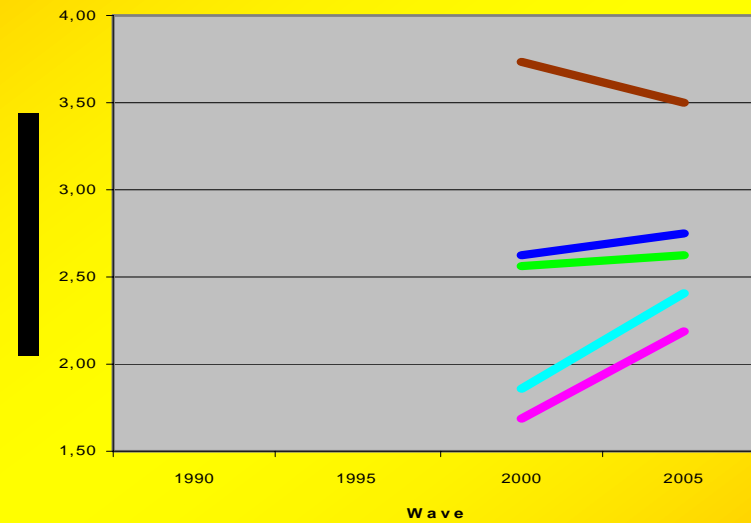
East European Christian




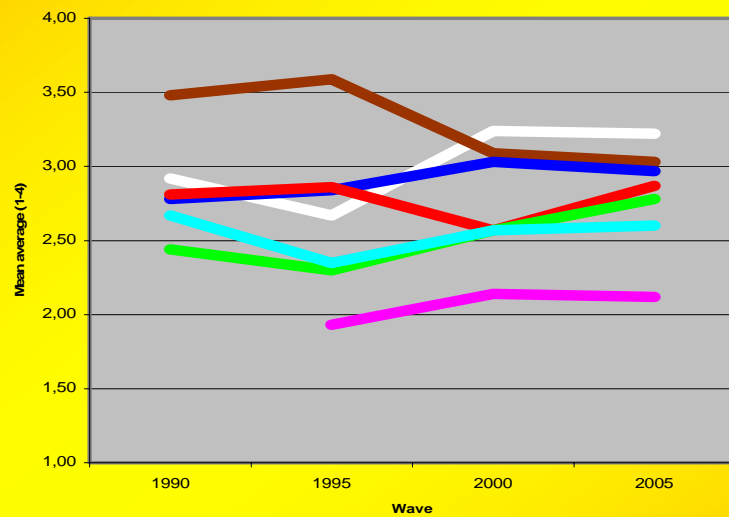
East European Islamic



Magreb

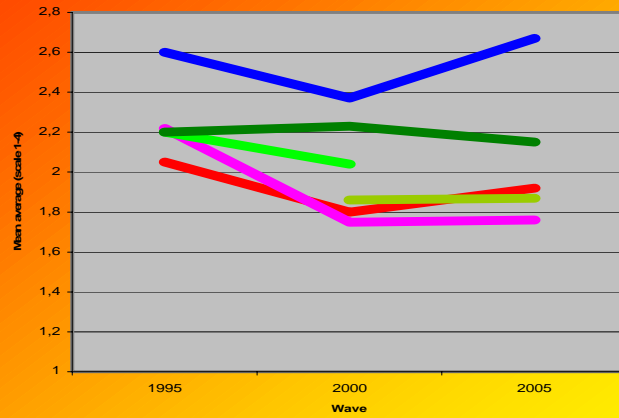


Middle East



PREFERENCE FOR DIFFERENT TYPES OF GOVERNMENT

Having a strong leader



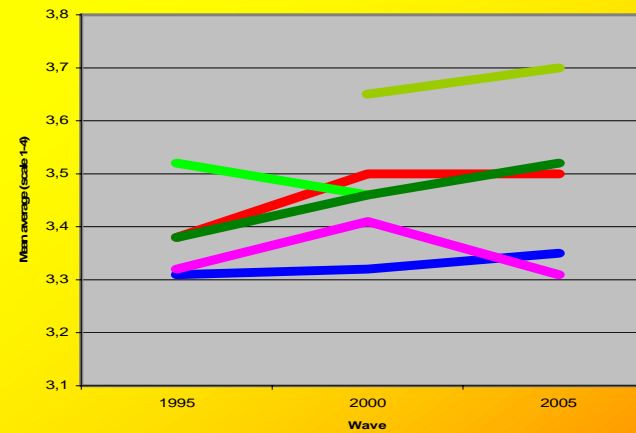
Having Experts Make Decisions



Having the Army Rule



Having a Democratic Political System



West European

East European Orthodox

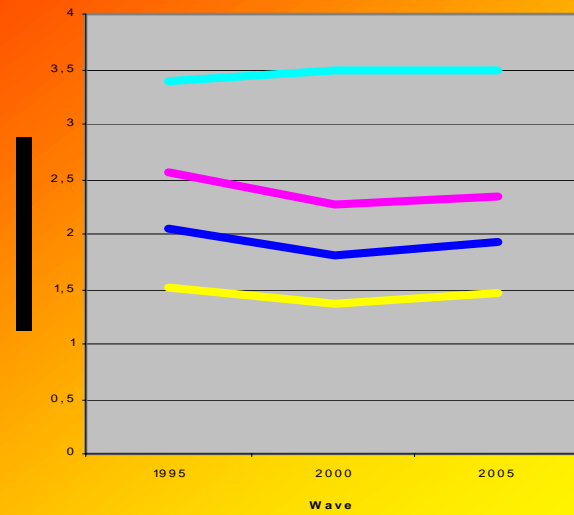
Middle East

East European Christian

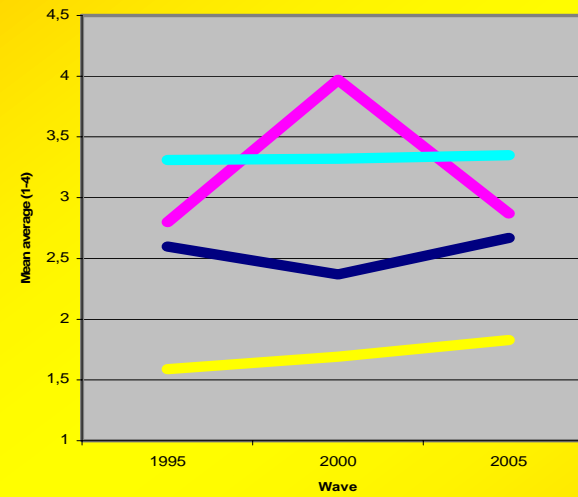
East European Islamic

Magreb

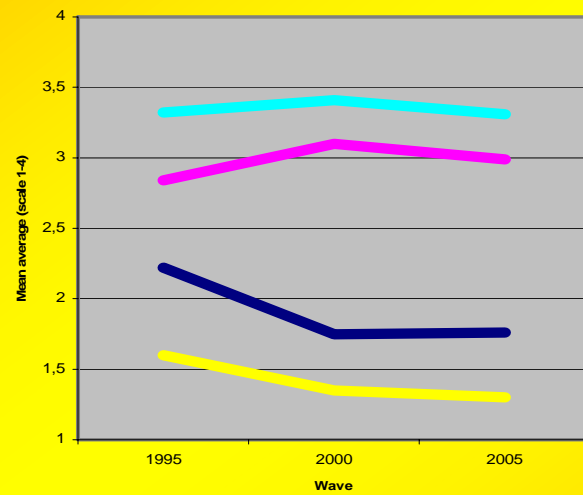
Western Europe



East European Orthodox

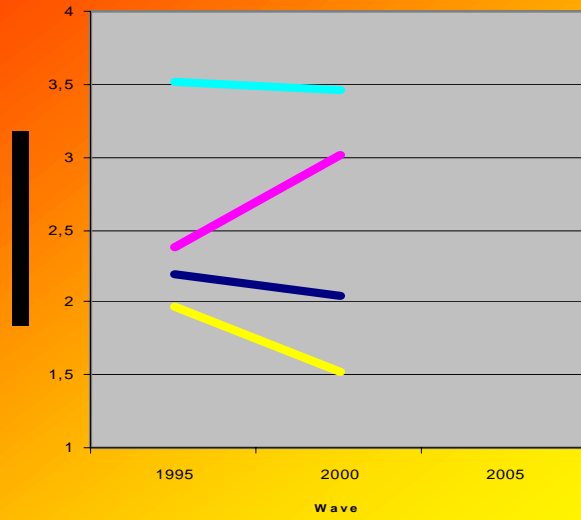


East European Christian

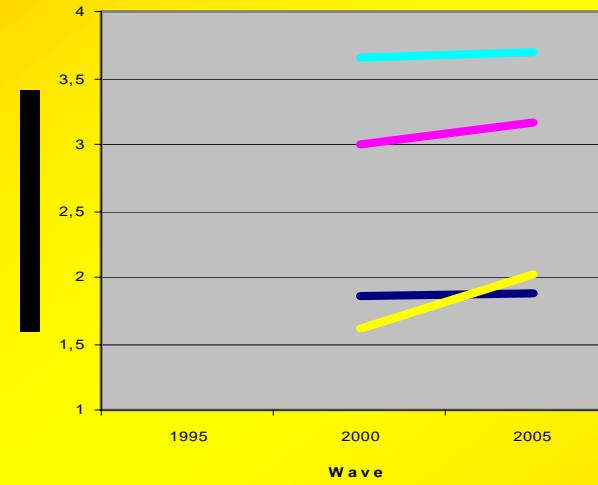


- Having a democratic political system
- Having experts make decisions
- Having a strong leader
- Having the army rule

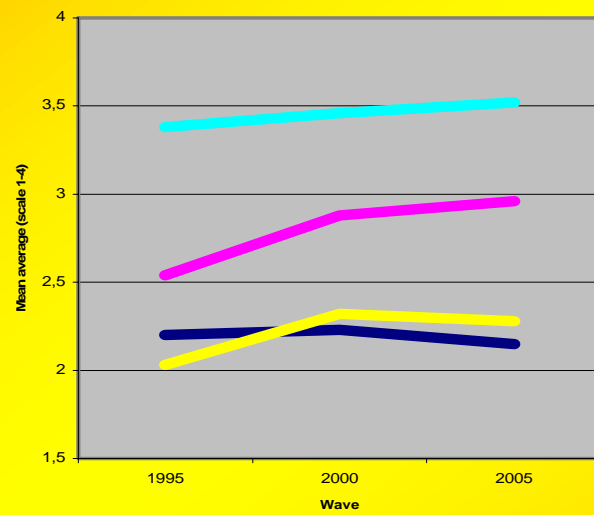
East European Islamic



Magreb



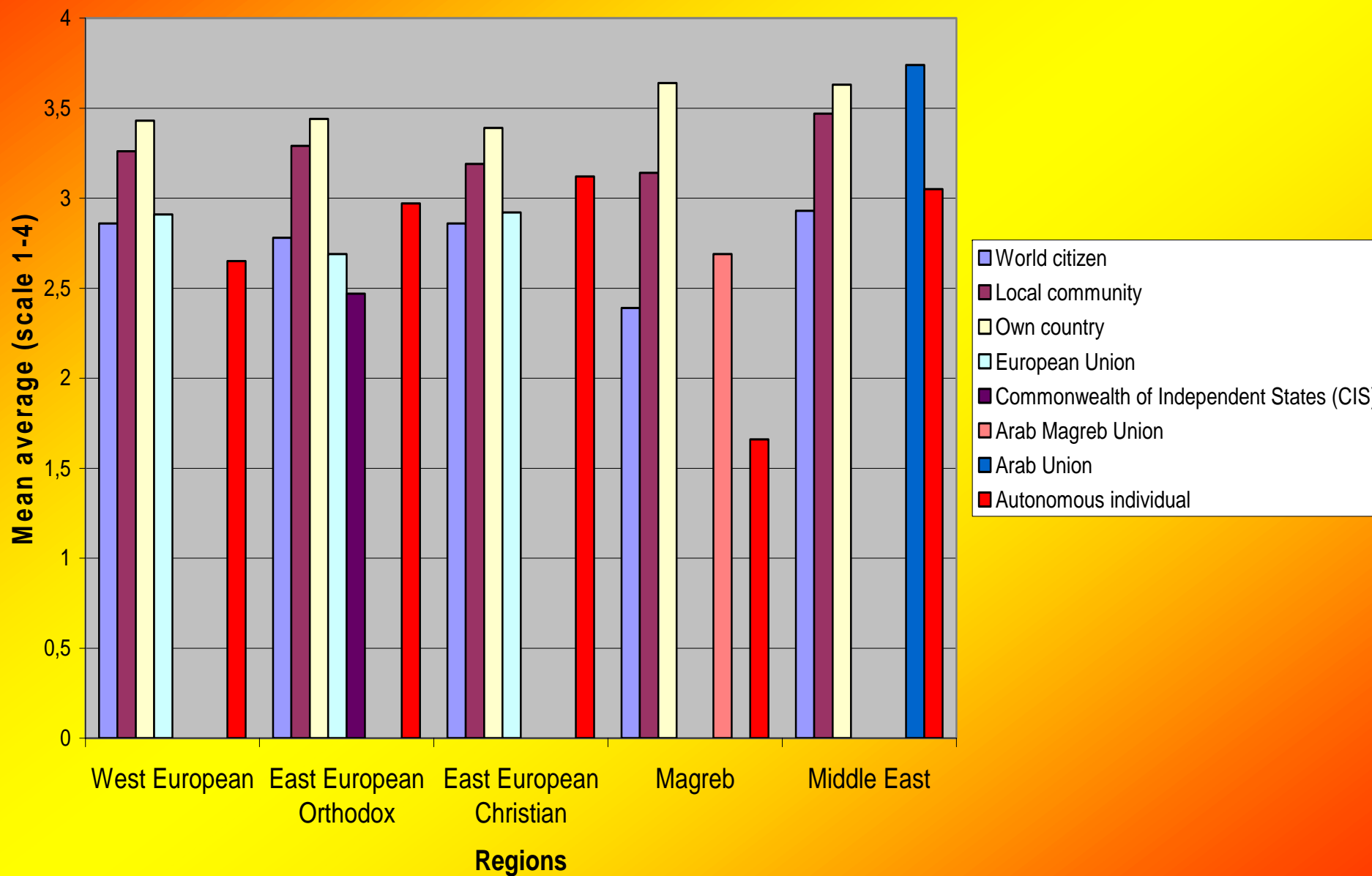
Middle East



- Having a democratic political system
- Having experts make decisions
- Having a strong leader
- Having the army rule

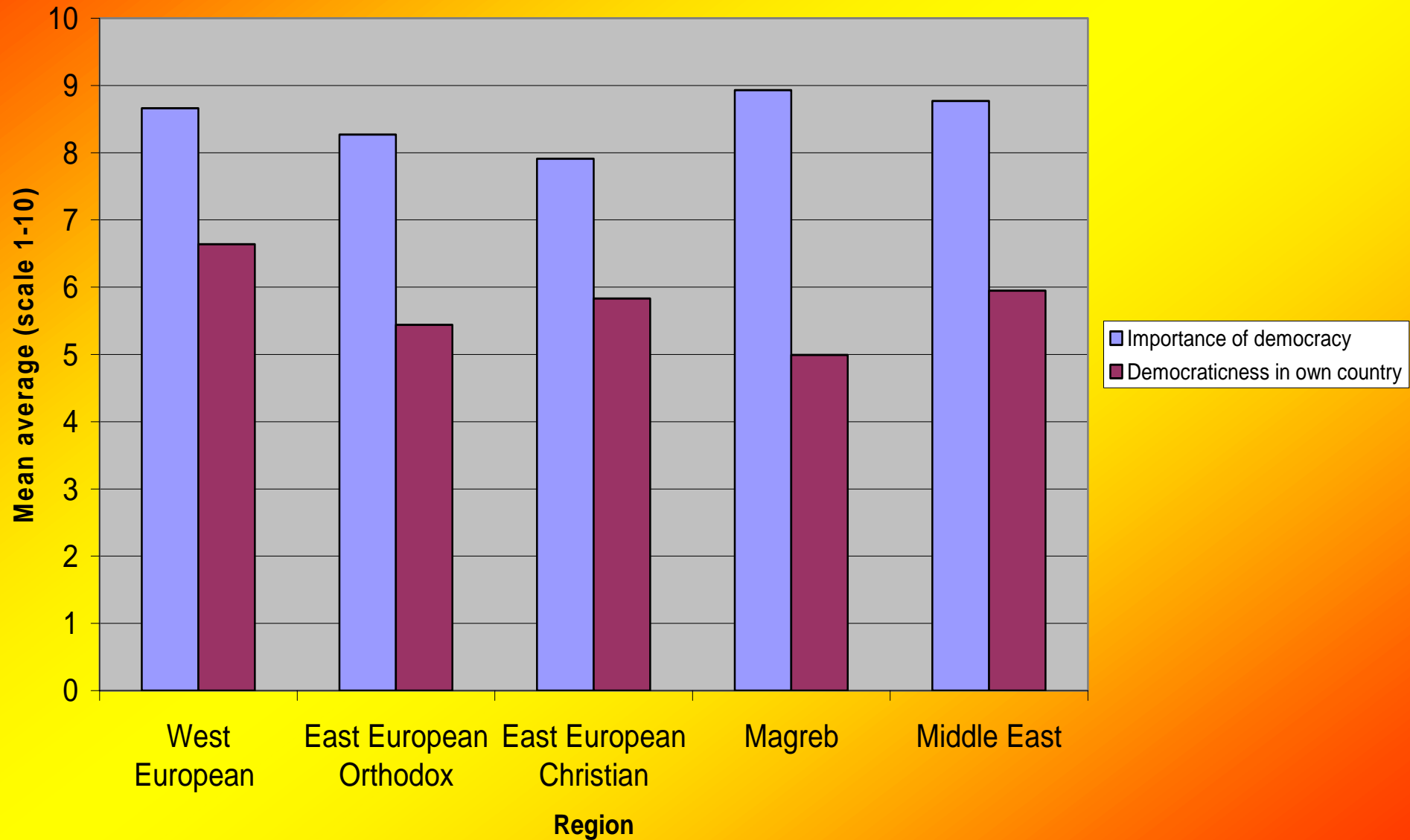
IDENTITIES

Identification with political-territorial units



DEMOCRACY

Importance of democracy and Democraticness in own country



**WITHIN REGION/COUNTRY AND
BETWEEN REGIONS/COUNTRIES
DIFFERENCES: AN EXAMPLE**

| REGION Country | 2005-2007 WAVE | | | | | |
|-----------------------------------|----------------------|------------|-----------|------------------------------|-------------|-----------|
| | IMPORTANCE OF FAMILY | | | CONFIDENCE IN UNITED NATIONS | | |
| | x | σ | cv100 | x | σ | cv100 |
| WEST EUROPEAN | 3.88 | .37 | 10 | 2.56 | .78 | 30 |
| France | 3.84 | .45 | 12 | 2.50 | .87 | 35 |
| Italy | 3.93 | .29 | 7 | 2.60 | .77 | 30 |
| Spain | 3.88 | .36 | 9 | 2.58 | .71 | 28 |
| <i>Ratio High/Low (countries)</i> | <i>1.02</i> | | | <i>1.04</i> | | |
| EAST EUROPEAN ORTHODOX | 3.88 | .37 | 10 | 2.40 | .91 | 38 |
| Bulgaria | 3.88 | .38 | 10 | 2.61 | .87 | 33 |
| Cyprus | 3.94 | .29 | 7 | 2.27 | .98 | 43 |
| Moldova | 3.82 | .43 | 11 | 2.45 | .90 | 37 |
| Romania | 3.85 | .40 | 10 | 2.66 | .83 | 31 |
| Serbia | 3.93 | .28 | 7 | 2.00 | .83 | 42 |
| <i>Ratio High/Low (countries)</i> | <i>1.03</i> | | | <i>1.33</i> | | |
| MIDDLE EAST | 3.96 | .24 | 6 | 2.03 | 1.00 | 49 |
| Iran | 3.93 | .32 | 8 | 2.45 | .86 | 35 |
| Iraq | 3.96 | .23 | 6 | 1.47 | .88 | 60 |
| Egypt | 3.98 | .16 | 4 | 2.07 | .98 | 47 |
| Jordan | 3.96 | .23 | 6 | 2.20 | 1.16 | 53 |
| Turkey | 3.98 | .17 | 4 | 1.97 | .95 | 48 |
| <i>Ratio High/Low (countries)</i> | <i>1.01</i> | | | <i>1.66</i> | | |
| | | | | | | |
| RATIO HIGH/LOW (REGIONS) | 1.02 | | | 1.26 | | |



**THANK YOU VERY MUCH FOR
YOUR ATTENTION**

www.jdsurvey.net

asep.sa@terra.es